

UNIT 3:

**Jesus is Loving**



LESSON 10:

# Jesus Loves the Little Children

**Key Concept**

Jesus loves everyone.

**KEY CONCEPT MOTIONS:**

Every time you say the key concept during the lesson, use these motions: **Jesus [point up] loves [hug self] everyone [spread arms wide].**

**Bible Summary**

*Matthew 19:13-15;*  
*Mark 10:13-16;*  
*Luke 18:15-17*

In today's lesson, children will hear the story of Jesus welcoming the children. Many kids and their families went to see Jesus. They loved Jesus and wanted to be near Him. But as they approached the place where Jesus was, His disciples told the children that He was too busy to be with them. When Jesus heard this, He rebuked their words, saying, "Let the little children come to me."

**Bible Verse**

Jesus said, "Let the little children come to me. . . ."  
*Matthew 19:14*

## Objectives

**KNOW WHAT:**

Children will hear the story of Jesus welcoming and showing love to the little children.

**SO WHAT:**

Children will learn that Jesus loves everyone unconditionally.

**NOW WHAT:**

Children will participate in an activity to identify people of all ages whom Jesus loves them.

## Spiritual Formation

Self-worth

## People Needed

Teacher, Helper

## Supplies

*(Labeled visuals below can be found in the Lesson 10 Visual folder on the Winter Quarter CDs.)*

- CD player
- Music for singing

- Sound Effects CD
- Trench coat and/or detective hat for Teacher (optional)
- Magnifying glass
- Clue bag with magnifying glass picture on front (*Lesson 10 LG 1*)
  - Heart clue puzzle (*Lesson 10 LG 2*)
  - Magnifying glass clue #1 (*Lesson 10 LG 1*)
- *The Beginner's Bible*
  - Magnifying glass clue #2 (*Lesson 10 LG 1*)
- Easel
- Cookie sheet, magnet strips, and glue for Heart Clue puzzle (optional)
- 2 Popular kids' books such as *VeggieTales*, *Blues Clues*, or *Bob the Builder*
- 2 Popular kids' games such as Candy Land® or Chutes & Ladders®
- 7 Picture cards (*Lesson 10 LG 3—Lesson 10 LG 8*):
  - Jesus with the crowd
  - Mommy and daddy
  - Grandma and grandpa
  - Boys and girls
  - Boys and girls in a boat
  - Jesus hugging children
- Magnifying glass clue #3 (*Lesson 10 LG 1*)
- Crayons



UNIT 3:  
**Jesus is  
Loving**

- Create Clue #3 by printing a copy of the Magnifying glass clue picture and writing, “I spy!” on the back. Give it to the Helper.
- Prepare the materials that will be given to each of the children. To prepare the stickers, print or copy the pages onto Avery label sheets #5294. Consider cutting the stickers apart for easier distribution.
- Print one extra copy of the magnifying glass clue picture, fold it, and put it in your pocket to show the kids at the beginning of the lesson.
- Print out the lesson and practice the teaching time.

## Teacher's Prep

READ MATTHEW 19:13-15. In a sermon, pastor and author John Ortberg taught about identifying the idols in our lives. He suggested that each person may be worshiping an idol, such as the corporate ladder, the need for approval, or the need for security. Do you struggle with one of these? This week, remind yourself that Jesus loves you unconditionally, even when you choose to worship something other than Him. Remember that not one of the idols can ever offer you the incredible amount of love Jesus does. As you read this week's story, remember you are one of His children. Jesus welcomes and loves you daily. Now, reflect on your idol. Do you really want it to take the place of Jesus' never-ending, all-consuming love for you? Choose to daily lay your idol at the foot of the Cross and to love Jesus with all your heart.



## Activity Stations

(20 MINUTES)

Choose which activity stations you will use from the list included in the Activity Stations folder.

## Creative Bible Teaching



(15 MINUTES)

*[Play upbeat music as children transition to the teaching area. Encourage kids to clap their hands along with you. Clap in a variety of styles like overhead, on your knees, on your belly, etc.]*

**TEACHER:**


Hi, boys and girls! My name is \_\_\_\_\_, and I'm so glad you're here today! We are going to have a lot of fun! We will sing songs, play games, and meet some special friends! Today we are going to learn about Jesus. That makes me want to dance, shout, and sing!




**MUSIC**

Song suggestion: “Dance, Shout & Sing”

UNIT 3:  
**Jesus is  
Loving**



Lesson 10 LG 1



Lesson 10 LG 2

**TEACHER:**

You guys sounded great! One . . . two . . . three . . . sit down! Guess what? Today, we are going find new clues that will help us learn some things about Jesus. So when you see a magnifying glass that looks like this [*hold up magnifying glass clue sample*], you can point at it and yell, “I spy, I spy.” When you yell that, you are telling me you found a clue. Let’s try that together. [*Hide clue behind back, then quickly pull it out.*] “I spy, I spy!” Great job.

Today we are going to hear a true Bible story so we can find out who Jesus loves. Does anybody here have a clue who Jesus loves best?

**HELPER:**

I do! I have a clue bag right here! [*Hold up the clue bag.*] Here. Catch a clue! [*Throw clue bag to Teacher.*]

**TEACHER:**

[*Open bag and look inside.*] Well, look at that! There is a clue in here. Thanks \_\_\_\_\_ [*Helper*]. I can’t wait to see what kind of clue it is. Clues can be pictures, notes, or stories. When I put all the clues together, they will help us learn who Jesus loves. Wowsy dowsy! It’s a puzzle and a note. [*Read note.*] It says: “Put the pieces together one by one. Solving this puzzle will be fun, fun, fun. There are puzzle pieces, one, two, three. Put them together, and then you will see.” Let’s see what it is!

[*Teacher sticks puzzle pieces on the easel in the wrong order – on the cookie sheet if using magnetic strips, or on a piece of poster board if using sticky tack.*]

**TEACHER:**

Hmmm . . . I don’t think that’s right. Shall I try it again? [*Move the pieces to form a heart.*] Ah, ha! I was just testing you to see if you were paying attention. Now do you know what it is? [*Kids respond.*] That’s right! It’s a heart with words written on it! [*Examine heart with magnifying glass.*] Wowsy dowsy! “The adventure’s begun. You need to look for a special book.” Do we have any special books around here? If you see a book around here, yell out, “I spy, I spy.” [*Search for books with the magnifying glass. Kids yell, “I spy, I spy.” Pick up first story book.*]

I have \_\_\_\_\_ [*name of book*]. That’s a book all right, but there’s no clue! Let’s keep looking. Remember to help me out when you see a book. Yell, “I spy, I spy!” [*Continue to search through the magnifying glass for books. Kids yell, “I spy, I spy.” Pick up second story book.*]

This is \_\_\_\_\_ [*name of book*]. No, something is not quite right, let’s keep looking. Remember to yell, “I spy! I spy!” [*Continue to search through the magnifying glass for books. Kids yell, “I spy, I spy.” Pick up The Beginner’s Bible with the front facing the kids.*]

Yes, this a book, but not the right one! Oh, wait a minute I’m looking at the back. [*Flip it over*] I spy! I spy! This is it! This is the Bible! It is filled with true stories about Jesus! [*Pull note from inside the front.*] Wowsy dowsy! There’s a note inside and it says, “Open up the Bible to find out and see. Who does Jesus love? Who could it be?” There are lots of stories in the Bible about love and Jesus. And we do want to find out who Jesus loves. It says here [*finish reading*], “There are pictures of people, from young to old. Look behind the easel before the story is told.”

UNIT 3:  
**Jesus is  
Loving**



Lesson 10 LG 3



Lesson 10 LG 4



Lesson 10 LG 5



Lesson 10 LG 6

[Look behind easel. Pull out pictures and place them on the easel bar with the picture of Jesus and the crowd picture in front.]

**TEACHER:**

Oh! There are pictures behind the easel to help tell the story. Let's get started. Click on your listening ears, friends. Click! Click! [Tug on each earlobe.] Now let's put on our special eyes. Shookum! Shookum! [Hold hands to eyes, one at a time, shaping glasses.]

Let's start the story. This is Jesus. [Point to Jesus.] The Bible story is about Jesus. Lots of people were going to see Jesus. Listen to all the people.

[SFX 32: Crowd noises.]

**TEACHER:**

There were a lot of people. Jesus was teaching the people and telling them stories. Lots of people wanted to hear what Jesus was saying. Mommies and daddies went to see Jesus.

[Show picture of mommy and daddy.]

**TEACHER:**

Some of them walked on the rocky road to go see Jesus. Pat your hands on your knees to walk and see Jesus, just like the mommies and daddies. [Pat hands on knees.]

[SFX 33: Feet crunching on gravel.]

**TEACHER:**

Crunch, crunch, crunch, crunch . . . and stop. Everyone wanted to see Jesus.

[Show picture of grandma and grandpa.]

**TEACHER:**

Grandmas and grandpas went to see Jesus. Some walked up and down mountains to go see Jesus. Let's pat our knees and walk up the mountain. It's hard to walk up the mountain, we have to walk slow. [Pat hands slowly on knees.] Step, step, step, step. Now let's walk down the mountain. Let's walk faster. [Pat hands quickly on knees.] Step, step, step, step, step, step, step . . . and stop. Everyone wanted to go see Jesus.

[Show picture of boys and girls.]

**TEACHER:**

Boys and girls went to see Jesus. The boys and girls were happy to go see Jesus. When we're happy, sometimes we hop and sometimes we run. The boys and girls who went to see Jesus might have hopped or run to go see Jesus. Let's stand up and hop and run. [Demonstrate hopping for the kids.]

[SFX 34: Skipping music.]

**TEACHER:**

. . . And stop. Okay, you can sit down now. Everyone wanted to go see Jesus. Some people even brought their friends. Some friends had to walk a long way to see Jesus. Some people had to cross the water in a boat.

UNIT 3:  
**Jesus is  
Loving**



Lesson 10 LG 7



Lesson 10 LG 8

[Show picture of boys and girls in a boat.]

**TEACHER:**

Let's pretend we are going to see Jesus in a boat. Let's row, row, row the boat. [*Demonstrate for kids.*]

[SFX 35: Lapping water.]

**TEACHER:**

... And stop. Everyone wanted to see Jesus. But when the boys and girls got there, some of Jesus' friends said, "No, no, no." Say that with me. [*Shake head back and forth.*] No, no, no. No, no, no. That wasn't very nice, was it?

Jesus' friends thought Jesus was too busy to see the boys and girls. But Jesus did not want His friends to say that to the children. Jesus loves everyone, and He wanted to be with the boys and girls. Jesus told the children, "Come to Me." Say that with me. Come to Me. Come to Me. So the little boys and the little girls went to see Jesus. Jesus loves everyone.

[Show picture of Jesus hugging children.]

Jesus loves everyone. [*Examine story pictures with magnifying glass.*] Wowsy dowsy! That's it! That's it! Jesus [*point up*] loves [*hug self*] everyone [*spread arms wide*]. Everyone is the answer to the clues! Who does Jesus love? Jesus [*point up*] loves [*hug self*] everyone [*spread arms wide*]! Jesus loves moms, dads, grandmas, grandpas, and friends ... EVERYONE!

Friends, does Jesus love people who are tall? [*Hold arms high.*] And our brothers and sisters? Yep! Jesus loves everyone! Let's try saying our special words together. Jesus [*point up*] loves [*hug self*] everyone [*spread arms wide*]. Now let's say it in our squeaky voice. Jesus [*point up*] loves [*hug self*] everyone [*spread arms wide*]. Try your soft voice. Jesus [*point up*] loves [*hug self*] everyone [*spread arms wide*]. Friends, who does Jesus love? [*Kids respond, "everyone."*] Let's stand and sing a song about Jesus.



**MUSIC**

Song suggestion "Jesus is the Best, Oh Yes!"

**TEACHER:**

Jesus loves everyone! Let's play a fun game to remember all the people Jesus loves. But what game shall we play? What to do, what to do? We really need to find the game with a clue. Remember to yell, "I spy! I spy!" when you see a clue.

[*Pick up the first game.*]

**TEACHER:**

Oh, boy, it's \_\_\_\_\_ [*name of game*]. That's a good one, but there's no clue. Let's keep looking. Remember to yell, "I spy, I spy" if you see a clue.

[*Find the second game.*]

No clue, no clue, this is not the game to do. Let's keep looking.

UNIT 3:  
**Jesus is  
 Loving**

[Helper walks up, carrying Clue #3, turned so the kids can see the picture, but the Teacher doesn't. Helper hands it to Teacher, who looks at the note side, while the kids yell "I spy! I spy!" as they see the back.]

**HELPER:**

Hey, I found this. Do you think it could help?

**TEACHER:**

Well, it's not a clue . . . [kids respond. Finally turn it over and find the clue.] Oh, it is a clue! It says we should play "I Spy!" What a great idea. Let's play "I Spy" to spy people Jesus loves!

[Teacher "spies" different kids. For example: "I spy a boy wearing a blue shirt with polka dots," or "I spy a girl wearing a purple dress." After the children figure out the person who has been "spied," ask: "Does Jesus love \_\_\_\_\_?" Yes! Repeat the key concept with motions each time. Spy a total of four or five kids.]

**TEACHER:**

Jesus [point up] loves [hug self] everyone [spread arms wide]. I'm having such a good time learning about who Jesus loves, I think we should get up and sing!



**MUSIC**

Song suggestion: "Jesus Loves Everyone"

[Invite children to sit down on the count of three.]

## Life Application Activity

(10 MINUTES)

**TEACHER:**

Today we learned a Bible story about Jesus. Lots of people were going to hear Jesus talk about God. Who were some of the people? [Grandmas, grandpas, moms, dads, boys, and girls.] Did Jesus want to be with everyone? [Yes.] Jesus wanted to be with everyone, even the boys and girls. What did we learn today? Jesus [point up] loves [hug self] everyone [spread arms wide]. Let's play a game to help us remember that Jesus [point up] loves [hug self] everyone [spread arms wide].

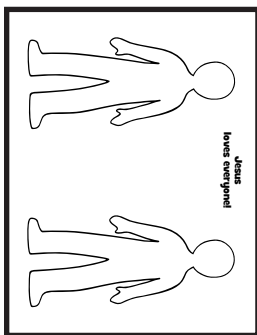
[Give each child one People outline sheet and one crayon. Read the words to the children.]

**TEACHER:**


This says that "Jesus loves everyone."

[Give each child three face stickers.]

Point to the mean friend. Has anyone ever been mean to you? [Allow kids to respond.] Put the mean friend sticker on the head of a body, and then color the body. Jesus [point up] loves [hug self] everyone [spread arms wide] . . . even people who are mean.



Lesson 10 SG 10a



Lesson 10 SG 11

UNIT 3:  
**Jesus is  
Loving**

[Help the children place their stickers on the paper. Repeat the process for the other two face stickers. When all three stickers are placed, point to the blank body outline on the paper.]

**TEACHER:**

Can you draw a picture of yourself here? Jesus loves you, too.

[Allow the kids time to draw and color their own outline.]

**Jesus [point up] loves [hug self] everyone [spread arms wide].** Jesus loves you, and Jesus loves them, too. Let's remember our Bible story.

[Read the story of "Jesus and the Children" from The Beginner's Bible.]

**TEACHER:**

Today we learned that **Jesus [point up] loves [hug self] everyone [spread arms wide].** Let's pray to Jesus and tell Him "thank You" for the Bible story. [Lead the children in the following finger play.]

Open them. [Open hands.] Close them. [Close hands.]

Open them. [Open hands.] Close them. [Close hands.]

Give a little clap. [Clap hands.]

Open them. [Open hands.] Close them. [Close hands.]

Open them. [Open hands.] Close them. [Close hands.]

Fold them in your lap. [Fold hands in lap.]

[Invite the children to repeat after you as you pray.]

Dear Jesus,

Thank You for the Bible story.

Thank You for loving everyone.

Thank You for our snack.

In Jesus' Name,

Amen.



Lesson 10 SG 12



Lesson 10 SG 13

## Snack and Coloring Activity

(15 MINUTES)

*This is the time for you and the children to build community. A great way to let the kids know you care about them as individuals is to ask them questions about themselves.*

**GIVE** each child a snack to eat.

**GIVE** each child a Key Concept sticker to put on their shirt while they are eating their snack.

**READ** the story of Jesus and the children from *The Beginner's Bible*.

**GIVE** each child a coloring sheet to color while they are waiting to be picked up.

**ASK** each child a question or two:

- What was your favorite part of the Bible story?
- Who are some people you think Jesus loves?