

UNIT 3:

**Jesus is Loving**

LESSON 11:

# Jesus Heals the Blind Men

**Bible**

**Summary**

*Matthew 20:29-34;*  
*Mark 10:46-52;*  
*Luke 18:35-43*

In today's lesson, the children will hear the story of Jesus healing two blind men. Jesus and His disciples were traveling along a road, leaving Jericho. As they walked, two blind men sitting on the side of the road called out to Jesus. The townspeople told the blind men to be quiet and not to bother Jesus. But He went to the blind men and gave them sight, because He loved them and wanted to show them who He was.

**Bible Verse**

"As I have loved you, so you must love one another." *John 13:34*

**Key Concept**

Jesus loves everyone.

**KEY CONCEPT MOTIONS:**

Every time you say the key concept during the lesson, use these motions: **Jesus** [point up] **loves everyone** [spread arms wide].

## Objectives

**KNOW WHAT (LG):**

Children will hear the story of Jesus showing love and compassion by healing two blind men.

**SO WHAT (LG):**

Children will learn that Jesus loves everyone unconditionally

**NOW WHAT (SG):**

Children will participate in an activity to identify ways they can love others by helping people who are sick or hurt.

## Spiritual Formation

Loving Others

## People Needed

Teacher, Helper

## Supplies

*(Labeled visuals below can be found in the Lesson 11 Visual folder on the Winter Quarter CDs.)*

- CD player
- Music for singing
- Trench coat and/or detective hat for Teacher (optional)
- Magnifying glass
- Magnifying glass clue picture sample (to show kids) (*Lesson 11 LG 2*)
- 2 Bears (or other stuffed animals) wearing sunglasses
- Briefcase
  - Magnifying glass clue picture #1 (*Lesson 11 LG 2*)
  - *The Beginner's Bible* —Magnifying glass clue #2
- Clue bag with magnifying glass picture on front
  - Magnifying glass clue #3
- Application Clues & Questions sheet (*Lesson 11 LG 3*)
- Application pictures (*Lesson 11 LG 4—Lesson 11 LG 7*)
- 1 Large manila envelope
- Crayons
- For each child:
  - 4 Decorative stickers
  - "Get Well Soon" card (*Lesson 11 SG 8a—Lesson 11 SG 8b*)
  - Key Concept sticker (*Lesson 11 SG 9*)
  - Two-sided take-home coloring sheet (*Lesson 11 SG 10 and Lesson 11 SG 11*)
  - Snack



UNIT 3:  
**Jesus is  
Loving**

## Teacher's Prep

READ MATTHEW 20:29-34, MARK 10:46-52, and LUKE 18:35-43. Throughout the Gospels, Jesus helps people who are in need. He helps people who are sick, He helps people who are lonely, and He helps people who feel worthless and insignificant. Jesus' heart is filled with compassion. So what does this mean for you? The Bible says you were made in God's image and likeness (Genesis 1:26-27). What attributes do you reflect? Do you possess the characteristic of a heart filled with compassion? This week, reflect your Creator's image by showing love to someone in need. Visit a sick person in the hospital, take cookies to an older neighbor, or baby sit the kids of a friend who was recently hurt or isn't feeling well. Showing love to others might just be the highlight of your week!

## Activity Stations

**(20 MINUTES)**

Choose which activity stations you will use from the list included in the Activity Stations folder.

## Creative Bible Teaching



**(15 MINUTES)**

[Play upbeat music as children transition to the teaching area. Encourage kids to clap their hands along with you. Clap in a variety of styles like overhead, on your knees, on your belly, etc.]

**TEACHER:**

Hello, friends! My name is \_\_\_\_\_, and I'm so glad you're here today! I can tell we are going to having a good time today learning about Jesus. Let's stand up and sing.



**MUSIC**

Song suggestion: "Dance, Shout & Sing"

**TEACHER:**

You guys sounded great! One . . . two . . . three . . . sit down! We are going find new clues that will help us learn some things about Jesus. When you see a magnify glass that looks like this [hold up magnifying glass clue sample], you can point at it and yell, "I spy, I spy." When you yell that, you are telling me you found a clue. Let's try that together. [Hide clue behind back, then quickly pull it out.] "I spy, I spy!" Great job.

Hmmm. A clue, a clue will tell us what to do. I don't have a clue to tell me what to do. Do you see a clue anywhere up here? If you do, yell, "I spy, I spy!"

[Walk around the teaching area, examining things with the magnifying glass. Turn the briefcase around so the kids can see the clue, but examine the other side. The kids yell, "I spy, I spy." Pretend to be confused, then finally find the clue.]



UNIT 3:  
**Jesus is  
Loving**



**TEACHER:**

A clue, a clue, it's true! We found our clue! [*Open case, take out Bible, and pull out note tucked inside front cover.*] Our clue says, "Look for the Bible story bears [*or other stuffed animals*]. Find out who Jesus shows love to." I can barely wait to hear our story. I need to find the Bible story bears. I need your help. If you see the bears, point to them and yell, "I spy! I spy!"

[*Kids respond. Pretend not to see the bears at first. Then find them and pick them up. You may choose to use the easel as a make-shift puppet stage. Or simply move the bears to tell the story.*]

**TEACHER:**

Ah, ha! Here they are. Hey, I know who these guys are. I know this Bible story. Click on your listening ears, friends. Click! Click! [*Tug on each earlobe.*] Now let's put on our special eyes. Shookum! Shookum! [*Hold hands to eyes, one at a time, shaping glasses.*] The Bible story is about a man named Bartimaeus.

[*Stand up first bear.*]

Say that with me. Bar-ti-mae-us. Bartimaeus had a friend.

[*Make second bear "wave".*]

Bartimaeus and his friend were blind. That means that they could not see. [*Wave hand in front of the bears' faces.*] Bartimaeus and his friend did not have any money. So every day, Bartimaeus and his friend sat on the grass next to the road.

[*Sit bears together on top of easel or chair.*]

They held out their hands and asked people for money. One day, Bartimaeus heard the sounds of lots of people.

[*Tilt first bear's head to the side.*]

There were lots of people coming to see Jesus. They all said, "We want to see Jesus!" Can you say that with me? We want to see Jesus! We want to see Jesus! Everyone wanted to see Jesus. Well, Bartimaeus and his friend wanted to see Jesus, too. They said, "Jesus! Jesus! Jesus!"

[*Make bears "stand up."*]


But all the other people with Jesus told Bartimaeus and his friend to be quiet. They said, "Shhhh! Be quiet!" [*Shush bears.*] But Bartimaeus and his friend kept shouting, "Jesus, Jesus, Jesus!" Jesus heard Bartimaeus and his friend. He wanted to show love to them. Jesus asked, "What do you want?" Bartimaeus and his friend were blind, and they wanted to see again. Jesus loved Bartimaeus and his friend. So Jesus touched his eyes . . . and then Bartimaeus could see!

[*Remove sunglasses from first bear and touch its eyes.*]

Jesus touched the friend's eyes . . . and then the friend could see!

[*Remove sunglasses from second bear and touch its eyes.*]

UNIT 3:  
**Jesus is  
Loving**



They could see Jesus. They could see the sky. They could see the flowers. They could see everything!

[*Make bears look up, down, all around, and then jump up and down.*]

Jesus showed love to the blind men by helping them. Jesus loves everyone!

[*Hug both bears.*]

Jesus loves everyone . . . even people who are sick or hurt like Bartimaeus. Jesus wants us to love everyone, too. Isn't that a great story? Let's tell it again. This time, all of you can help me tell the story. Listen carefully so we can discover who Jesus showed love to in the story.

[*Place glasses back on the bears.*]

Okay, friends. Here we go!

Now there was a man [*hold up first bear*] named, uh, Bubble Gum or Bartimaeus?  
[*Kids respond.*]

Bartimaeus had a friend [*hold up second bear*], and they were both blind. That means they couldn't see. [*Wave hand in front bears' eyes.*] One day Bartimaeus and his friend heard the sounds [*tilt bear's head*] of lots of people. Was the circus coming to town . . . or was Jesus coming to town? [*Kids respond.*]

You're right! Jesus was coming to town, and all the people wanted to see Him. Bartimaeus and his friend wanted to see Jesus, so they yelled out "Jesus, Jesus, Jesus!" But the Bible says when the other people heard Bartimaeus and his friend yelling, they said "Shhhh!" But when Jesus heard Bartimaeus and his friend yell, did Jesus keep going . . . or did Jesus stop and talk to Bartimaeus? [*Kids respond.*]

Friends, you're doing a great job! That's right. Jesus stopped and asked Bartimaeus and his friend, "What do you want?" The Bible says they told Jesus they wanted some candy . . . or wanted to see? [*Kids respond.*]

That's right. Bartimaeus wanted to see. Jesus showed love to Bartimaeus and his friend. He touched their eyes so they could see again! [*Remove bears' sunglasses.*] Jesus showed love to Bartimaeus! That's the answer to the clue! Who does Jesus love? Jesus showed love to Bartimaeus. Jesus loves everyone!

That's what our special words tell us. **Jesus [*point up*] loves everyone [*spread arms wide*]**. It doesn't matter if people feel sick or hurt. Jesus wants us to love other people, too. Let's say that in our loud voices. **Jesus [*point up*] loves everyone [*spread arms wide*]**. Let's say it in our quiet voices. **Jesus [*point up*] loves everyone [*spread arms wide*]**. Friends, we did it! Jesus loves everyone! Let's stand up and sing about Jesus.



**MUSIC**


Song suggestion: "Jesus is the Best, Oh Yes!"

[*Invite children to sit down on the count of three.*]

UNIT 3:  
**Jesus is  
 Loving**



Lesson 11 LG 4



Lesson 11 LG 5



Lesson 11 LG 6

**TEACHER:**

We've had a lot of fun. We've learned that Jesus loves everyone, and we can too! But our time's not over, as you will see. We need to find a clue. Where could it be? Friends, let's all look for the clue bag. When you see it, yell, "I spy! I spy!" Let's look up high. [*Look up.*] Let's look down low. [*Look down.*] Let's look side to side. [*Look side to side.*] Let's look front and back. [*Look front and back.*]

[*The Helper sneaks the clue bag up behind the Teacher while the Teacher looks out at the kids. The kids yell, "I spy! I spy!" Teacher pretends to be confused, then turns around and finds it.*]

**TEACHER:**

We've found it! We can play a game with this special clue bag. [*Pull out Magnifying glass clue note.*] "You can find the pictures—how? Look behind the easel now. Remember to have lots of fun—but be careful not to run!" [*Start to run to easel.*] Oh, yeah, remember not to run. [*Walk to easel with clue bag and look behind it. Turn around easel or poster board to show Application pictures.*]

Oh, this looks like a good game! We have some pictures of people who feel sick or hurt. Jesus loves everyone, so when I read a clue card, you can tell me which picture I am talking about. Look at the pictures. Here is a picture of a girl sick in bed. This is a little boy who fell off his bike. This is a boy on crutches. This is a little girl who fell off the swing. Let's play our matching game.

[*Teacher pulls a clue card from the clue bag, reads the clue, and helps the kids figure out which picture the clue describes. Then the Teacher asks the Love Question and listens to the kids' responses. Repeat for all four clues.*]

**CLUE#1:**

(*Sick girl*) "I have a cold and a temperature, too. I'm so sick."

**LOVE QUESTION:**

Does Jesus love the girl who feels sick? Let's say our special words: **Jesus** [*point up*] **loves everyone** [*spread arms wide*]. We can be like Jesus. How could you show love to the sick girl?

**CLUE #2:**

(*Boy who fell off bike*) "I fell off my bike and skinned my knee. Ouch, it hurts."

**LOVE QUESTION:**

Does Jesus love the boy who fell down? Let's say our special words: **Jesus** [*point up*] **loves everyone** [*spread arms wide*]. We can be like Jesus. How could you show love to the boy who fell down?


**CLUE #3:**

(*Boy with crutches*) "I broke my leg when I fell out of a tree."

**LOVE QUESTION:**

Does Jesus love the boy with the broken leg? Let's say our special words: **Jesus** [*point up*] **loves everyone** [*spread arms wide*]. We can be like Jesus. How could you show love to the boy with the broken leg?

UNIT 3:  
**Jesus is  
 Loving**



Lesson 11 LG 7

**CLUE #4:**

(*Girl who fell off swing*) “I fell off the swing and hurt my knee. It really hurts.”

**LOVE QUESTION:**

Does Jesus love the girl who hurt her knee? Let’s say our special words: **Jesus [point up] loves everyone [spread arms wide]**. We can be like Jesus. How could you show love to the girl who hurt her knee?

**TEACHER:**

We won! We won! The game is done! We learned that Jesus loves everyone. And we can too! Let’s stand up and sing about Jesus’ love.



**MUSIC**

Song suggestion: “Jesus Loves Everyone”

[*Invite children to sit down on the count of three.*]

## Life Application Activity

(10 MINUTES)

**TEACHER:**

Today we learned a true Bible story about Jesus. Did Jesus’ friends want him to stop and help the blind men? [*No.*] But Jesus wanted to show His love and help the blind men. What did Jesus do to help the blind men? [*He touched their eyes so the men could see.*] What did we learn today? **Jesus [point up] loves everyone [spread arms wide]**.

At the hospital, there are many people who are sick and hurt. Jesus loves the people in the hospital, and today we are going to do something that will help us show love to the people in the hospital.


[*Show a “Get Well Soon” card to the kids. Open to the inside.*]

This is a “Get Well Soon” card. It says, “Jesus loves you. I hope you feel better soon.” You can each make a card for a person at the hospital. When you are done, we are going to send them to a hospital.

[*Pass out the cards, stickers, and crayons. Encourage kids to decorate their cards and help them sign their names on the inside. While they color, ask the following questions:*

- *Have you ever been to a hospital? What was it like?*
- *Do you know someone who feels sick? How can you show love to them?*
- *Do you know someone who is hurt? How can you love them?*

*When the kids are done, collect the cards in the manila envelope and set it aside to mail or take to a local hospital.*



Lesson 11 SG 8a



Lesson 11 SG 8b

UNIT 3:  
**Jesus is  
Loving**

**TEACHER:**

Today we heard a Bible story about Jesus and the blind men. We learned that Jesus [*point up*] loves everyone [*spread arms wide*]. Let's pray to Jesus and tell Him "thank You" for the Bible story. [*Lead the children in the following finger play.*]

Open them. [*Open hands.*] Close them. [*Close hands.*]  
Open them. [*Open hands.*] Close them. [*Close hands.*]  
Give a little clap. [*Clap hands.*]  
Open them. [*Open hands.*] Close them. [*Close hands.*]  
Open them. [*Open hands.*] Close them. [*Close hands.*]  
Fold them in your lap. [*Fold hands in lap.*]

[*Invite the children to repeat after you as you pray.*]

Dear Jesus,  
Thank You for the Bible story.  
Thank You for loving people  
who are sick and hurt.  
Thank You for our snack.  
In Jesus' Name,  
Amen.



Lesson 11 SG 9



Lesson 11 SG 9

## Snack and Coloring Activity

(15 MINUTES)

*This is the time for you and the children to build community. A great way to let the kids know you care about them as individuals is to ask them questions about themselves.*

**GIVE** each child a snack to eat.

**GIVE** each child a Key Concept sticker to put on their shirt while they are eating their snack.

**GIVE** each child a coloring sheet to color while they are waiting to be picked up.

**ASK** each child a question or two:

- What was your favorite part of the Bible story?
- Do you know anyone hurt or sick who you could love?