

UNIT 1:

The True Story of Easter



LESSON 3:

Jesus Is Going to Heaven

Key Concept

Jesus is always with me.

KEY CONCEPT MOTIONS:

Every time you say the key concept during the lesson, use these motions: **Jesus** [point up] **is always with me** [point thumbs to self].

Bible Summary

Matthew 28:16-20;
Mark 16:15-20

On Easter, we celebrate that Jesus died, was buried in the tomb, and after three days, rose again. After His resurrection, Jesus spent time with His friends. Jesus told His friends to preach the good news to everyone, baptize them, and teach them to obey. He promised His friends that He would always be with them. After Jesus said all these things, He ascended into heaven.

Bible Verse

“I am with you always . . .”
Matthew 28:20

Objectives

KNOW WHAT:

Children will hear the true story of Jesus ascending to heaven.

SO WHAT:

Children will learn that Jesus is always with us.

NOW WHAT:

Children will participate in an activity that reminds them Jesus is always with them, no matter what the situation.

Spiritual Formation

Thankfulness and Prayer

People Needed

Teacher, Helper

Supplies

(Labeled items can be found in the Lesson 3 Visual folder on the Spring Quarter CDs.)

- CD player
- Music for singing
- Sound Effects CD #1 (optional)
- Backpack
 - *The Beginner’s Bible*
 - Water bottle
 - Snack
 - Hiking map (*Lesson 3 LG 6*)
- Park mural (*Lesson 3 LG 7*)
- Picture cards:
 - Jesus eating with the disciples (*Lesson 3 LG 8*)
 - Child swimming (*Lesson 3 LG 9*)
 - Kids playing in a park (*Lesson 3 LG 10*)
 - Boy eating ice cream (*Lesson 3 LG 11*)
- Crayons
- 4–5 Child-sized chairs
- Shorts, tennis shoes, and sunglasses for Teacher (optional)
- 14 “Jesus is with Me” matching cards (*Lesson 3 SG 12 – Lesson 3 SG 18*)
- For each child:
 - Key Concept sticker (*Lesson 3 SG 19*)
 - Take-home coloring sheet (*Lesson 3 SG 20 and Lesson 3 SG 21*)
 - Snack

UNIT 1:
**The True
Story of
Easter**

Teacher's Prep

READ MATTHEW 28:16-20 and MARK 16:15-20. It's the week after Easter, and you have probably eaten plenty of jelly beans. Maybe you have even spotted four different Easter bunnies. And quite possibly, you have spilled something on your fancy Easter clothes. Before saying good-bye to Easter for this year, though, take a few minutes for reflection. For the last two weeks, you have taught the children that the story of Easter is absolutely true: Jesus died and rose again. This truth doesn't expire when Easter is over. We base our faith on the true fact that Jesus died on the cross to take all our sins away. Because He rose again, we can choose to follow Him and live forever in heaven. Right before Jesus ascended into heaven, He promised He would be with us forever. Think for a minute about what this means for your daily life. When you are afraid, furious, overwhelmed, excited, or even in love, you can know that Jesus is with you and loving you every single moment!

Activity Stations

(20 MINUTES)

Choose which Activity Stations you will use from the list included in the Activity Stations folder.

Creative Bible Teaching



(15 MINUTES)

[Play upbeat music as children transition to the teaching area. Encourage kids to clap their hands along with you. Clap in a variety of styles like overhead, on your knees, on your belly, etc.]

TEACHER:

Hello, boys and girls! My name is _____, and I'm so excited to see you today. And look over here! [Point to Eddie the Engine and train chairs.] It's our friend Eddie the Engine. He's the fastest little train in all the land! Can you all wave to Eddie? Today is so special, because we are going on a trip with Eddie to a fun park. When we get there, we will hear a Bible story about Jesus. I can tell today is going to be a good day. Let's stand and sing "The Happy Dance."



MUSIC

Song suggestion: "The Happy Dance"

[Invite kids to sit down on the count of three.]

TEACHER:

I love going on trips. It's lots of fun. You get to do lots of things and see lots of different places. Today we are going on trip to a park, and we will hear a special story about Jesus.

I brought my backpack to carry all the things we'll need for our trip. [Place each item inside as you mention it.] I've got my water, my snack, and my hiking map. Oh, I don't what to for-



UNIT 1:
**The True
Story of
Easter**

get the most important thing. [*Hold up Bible.*] What book is this? [*Bible.*] We need the Bible, because every time we go on a train trip, we get to hear a Bible story and learn about Jesus.

[SFX 33: *Three train whistles.*]

TEACHER:

It's time to go. [*Look at the kids.*] But wait a minute! None of you have sunglasses for the park. Quick! We need sunglasses to keep the sun out of our eyes. Pretend to put on your sunglasses. [*Model.*] Okay, we're ready to go! Nobody likes to ride alone, so let's have a few friends join me up here on the train.

[*Pick two or three kids to sit on the train chairs.*]

Okay. All aboard! Here we go.

[SFX 36: *Train chugga chugga.*]

TEACHER:

And we're off! Move your arms like the wheels of the train. And say, "Chugga, chugga, choo, choo!" [*Model a train chugga chugga motion with your arms for the kids. Repeat several times.*] We're almost there. Hold on! Next stop . . . the park. Good job, friends. Here we are. [*Encourage the kids in the train chairs to go sit with the rest of the class again.*] Let's look at all the things we can see at the park!

[*Display the Park mural.*]

Do you see the slide? Wiggle your fingers if you see the slide. [*Model.*] I love sliding down the slide! And look over here. A swing! Raise your arms and wave them in the air if you like to swing on the swings! [*Model.*] I love playing on the swings, too. But my favorite part about our visit to the park today is that we get to hear the Bible story.

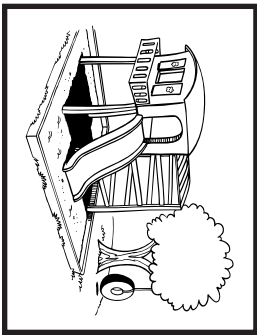
I always bring my Bible to the park so I can read Bible stories. I think it would be great to read a Bible story right now! [*Take out Bible.*] Click on your listening ears. Click! Click! [*Tug on each earlobe.*] Now let's put on our special eyes. Shookum! Shookum! [*Hold hands to eyes, one at a time, shaping glasses.*] Last week we learned that some mean people hurt Jesus, and He died. Everyone who loved Jesus was sad. Show me your sad face. [*Model.*] But three days later . . . count with me: one, two, three. Three days later, Jesus wasn't dead anymore!

But there's more to the story. Jesus loved His friends, and He wanted to be with them. Jesus ate food with His friends. See.

[*Display picture of Jesus eating with his disciples.*]

Let's eat food together. Take a bite of your sandwich. [*Model.*] Take a drink of your juice. Gulp, gulp. [*Model.*] Jesus also spent time talking with His friends. One day, Jesus and His friends went up high on a mountain. Let's pretend to climb like Jesus and His friends. [*Model.*] We're climbing, we're climbing, we're climbing up the mountain. We're climbing, we're climbing, we're climbing up the mountain. And stop.

Jesus wanted to talk to His friends and tell them something special. He told them He would always be with them, but He had to leave. [*Kneel down on the kids' level and look them in the*



Lesson 3 LG 7



Lesson 3 LG 8

UNIT 1:
**The True
 Story of
 Easter**



eyes.] He was going up to heaven to be with God. But don't worry. Jesus said, "I will always be with you." Then Jesus left the mountain and went up to heaven. [*Hold arms out with palms facing up and move them upward. Look upward.*]

Jesus was in heaven! But He still loved His friends. He still helped them, and He still listened to their prayers. Jesus is with us, too. Even though we can't see Him, Jesus is still with us.

Friends, we learned from our Bible story today that Jesus is always with us. Stand up and say that with me. **Jesus [point up] is always with me [point thumbs to self]**. Now say that standing on one leg. **Jesus [point up] is always with me [point thumbs to self]**. Say it standing on the other leg. **Jesus [point up] is always with me [point thumbs to self]**. No matter where we go or what we do, Jesus is always there for you! Let's all stand up and sing.



MUSIC

Song suggestion: "Jesus is the Best, Oh Yes"

[*Invite kids to sit down on the count of three.*]

TEACHER:

Hey, _____ [*Helper*], do you think you can say our special words for today?

HELPER:

Sure, uh, I think I can. Okay, ummm, Jesus is . . . Jesus is . . . I think I need our friends to say the special words for me again.

TEACHER:

Friends, I think _____ [*Helper*] needs some help. Let's help by saying our special words together. Ready? On the count of three: one, two, three. **Jesus [point up] is always with me [point thumbs to self]**. Okay, did that help?

HELPER:

It sure did! Okay, ummm, **Jesus [point up] is always with me [point thumbs to self]**! Hey, I did it!

TEACHER:


That was great! Everyone, thanks for helping with our special words. Hey, I think it's time to go. Let's make our way back to the station. Eddie? We're ready! [*Wait a few moments.*] Uh, oh! I don't think he remembers how to get back. Well, I brought along the map, so I think we can find the way. Before we go, let's have a few more of you join me for the trip back. [*Invite two or three different kids to sit in the train chairs.*]

[*Take map out of backpack.*] Let's look at our map to find the way home. It looks like we have to pass a kid swimming, kids playing at the park, and a kid eating ice cream. Let's look for the kid swimming. Okay, let's go back to the station! Let's get those arms moving [*model*] and let's start our chugga, chuggas! Chugga, chugga, chugga, chugga. Choo! Choo!

[*Helper holds out picture of a child swimming. Kids respond.*]


TEACHER:

Hey, look at that! It's a kid swimming! Is Jesus always with you, even when you're in the



Lesson 3 LG 6

UNIT 1:
**The True
 Story of
 Easter**



Lesson 3 LG 9



Lesson 4 LG 10



Lesson 4 LG 11

swimming pool? [Yes.] You're right! What did we learn? **Jesus [point up] is always with me [point thumbs to self]!**

We're going the right way! First we passed a kid swimming. Now we need to look for some kids playing. Just keep going! Chugga, chugga, chugga, chugga. Choo, choo! [Model arm movements.]

[Helper moves to a different spot and hold up picture of kids playing. Kids respond.]

TEACHER:

Look at that. It's some kids, and they're playing together. Is Jesus always with you, even when you're playing with your friends? [Yes.] You're right! What did we learn? **Jesus [point up] is always with me [point thumbs to self]!**

We're doing just great! First we passed a kid swimming. Then we passed some kids playing. Now we need to look for a boy eating ice cream. Chugga, chugga, chugga, chugga. [Model arm movements.]

[Helper moves to a new spot and holds up picture of a boy eating ice cream. Kids respond.]

TEACHER:

Hey, look at that! That kid is eating ice cream! Is Jesus always with you, even when you're eating ice cream at the ice cream store? [Yes.] Good job! What did we learn? **Jesus [point up] is always with me [point thumbs to self]!**

[SFX 40: Three train whistles.]

TEACHER:

Friends, here we are back at the station. Thank you for helping us read our map. What a great trip! [Encourage kids on the train chairs to sit back down with the class.]

Today we learned that **Jesus [point up] is always with me [point thumbs to self]**. Jesus loves us a lot! Let's sing a song to remember how much Jesus loves us.



MUSIC

Song suggestion: "Jesus You are Here with Me"

[Invite the children to sit down in a circle.]




UNIT 1:


The True Story of Easter

Shepherding Tip:

Depending on the age of your group and how well the kids pay attention, you may wish to play with the cards facing down.



Lesson 3 SG 12



Lesson 3 SG 13
(there are five additional card designs)

Life Application Activity

(10 MINUTES)

TEACHER:

Let's play a matching game and talk about the times when Jesus is always with us.

[Take out the "Jesus is with Me" matching cards and place them **picture side up** in the middle of the circle.]

TEACHER:

I will choose one person to find two cards that match. Then I will read the words on the cards, and we will get to do something fun.

[Choose one child to pick two matching cards. Show the cards to the kids and read the words printed on the card:]

- a. Children at a birthday party: "Jesus is with us at our birthday parties. Let's sing 'Happy Birthday' like we are at a birthday party." [Sing "Happy Birthday" to everyone.]
- b. Child sleeping: "What is this little girl doing? [Sleeping.] Jesus is with us even when we sleep. Let's pretend to go to sleep." [Lie down and pretend to sleep.]
- c. Child eating ice cream: "Jesus is with us when we are eating. Let's pretend to eat an ice cream cone." [Pretend to eat ice cream.]
- d. Child who fell off a tricycle: "Do you think Jesus is with us when we fall down and hurt ourselves? [Yes.] What did we learn today? **Jesus [point up] is always with me [point thumbs to self].**"
- e. Children singing: "What are the boys and girls doing? [Singing.] Who is with us when we sing? [Jesus.] Jesus is with us when we sing."
- f. Child reading a book: "What is the girl doing? [Reading a book.] Who is with the girl when she is reading? [Jesus.] What did we learn today? **Jesus [point up] is always with me [point thumbs to self].**"
- g. Children watching TV: "These kids are watching TV. Who is with them? [Jesus.] Jesus is with us when we watch TV."

[Repeat the process until all the cards have been chosen. Collect the cards.]

TEACHER:

Today we learned about Jesus. Jesus went to heaven to be with God, but He is always with us, too. What did we learn today? **Jesus [point up] is always with me [point thumbs to self].** Let's pray to Jesus and tell Him 'thank You' for today's Bible story. [Do "Open them, close them." Children will say the finger play with you and repeat each line of the prayer after you.]

UNIT 1:
**The True
Story of
Easter**



Lesson 3 SG 19



Lesson 3 SG 20

Open them. [*Open hands.*] Close them. [*Close hands.*]
Open them. [*Open hands.*] Close them. [*Close hands.*]
Give a little clap. [*Clap hands.*]
Open them. [*Open hands.*] Close them. [*Close hands.*]
Open them. [*Open hands.*] Close them. [*Close hands.*]
Fold them in your lap. [*Fold hands in lap.*]

Dear Jesus,
Thank You for the Bible story.
I'm glad You are always with us.
Thank You for our snack.
In Jesus' Name,
Amen.

Snack and Coloring Activity

(15 MINUTES)

This is the time for you and the children to build community. A great way to let the kids know you care about them as individuals is to ask them questions about themselves.

GIVE each child a snack to eat.

GIVE each child a Key Concept sticker to put on their shirt while they are eating their snack.

READ the Bible story from *The Beginner's Bible*, if time allows.

GIVE each child a coloring sheet to color while they are waiting to be picked up.

ASK each child a question or two:

- What are some of your favorite places to go? Is Jesus with you there? [*Yes.*]
- What was your favorite part of the Bible story?